

MANITRANSIT

TMT 55 Series

- Lift Capacity: 5,500 lb.
- Maximum lift height: 135 in.
- Maximum forward reach: 58 in.
- Hydrostatic transmission
- Three wheel drive
- Stabilizers

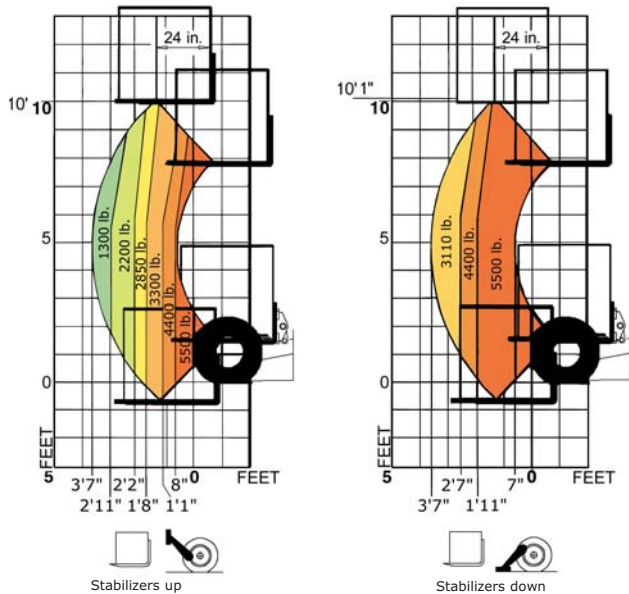


*Unique,
patented design*

 **MANITOU**

TMT 55 Series with Short Boom LOAD CAPACITY CHART

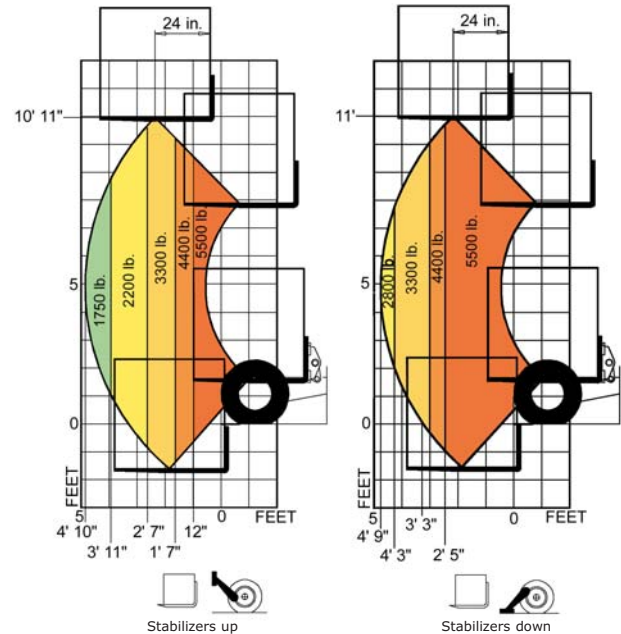
EQUIPPED WITH STANDARD 48" CARRIAGE AND 48" FORKS
(OPTIONAL ATTACHMENTS CAN DERATE THIS CHART)



Capacities shown in pounds/feet are the maximum recommended load limits at the indicated extensions of the boom. Capacity ratings are based on a 48" homogeneous cube and are in accordance with ANSI/ASME B56.6 stability standards. Capacity reductions must be made for extended load centers and when used with various other attachments, contact MANITOU NORTH AMERICA, INC.

TMT 55 Series with Long Boom LOAD CAPACITY CHART

EQUIPPED WITH STANDARD 48" CARRIAGE AND 48" FORKS
(OPTIONAL ATTACHMENTS CAN DERATE THIS CHART)



Capacities shown in pounds/feet are the maximum recommended load limits at the indicated extensions of the boom. Capacity ratings are based on a 48" homogeneous cube and are in accordance with ANSI/ASME B56.6 stability standards. Capacity reductions must be made for extended load centers and when used with various other attachments, contact MANITOU NORTH AMERICA, INC.





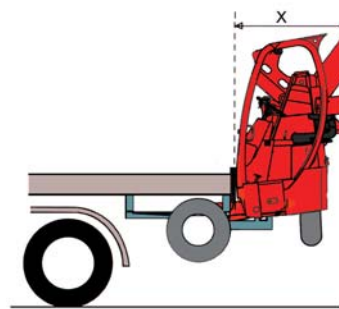
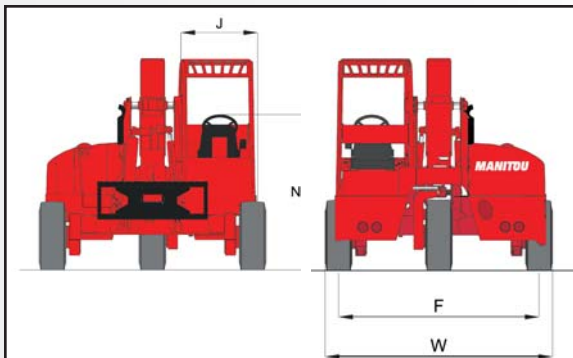
The TMT 55 Series includes:

FL = Full Length - longer boom

XT = Xtra Traction - HT package with large capacity wheel motors

HT = High Traction - high flotation tires

Turbo = XT package with 62 HP Turbo diesel engine



DIMENSIONS:

	TMT 55	TMT 55FLHT	TMT 55FLXT	TMT 55FLXT Turbo
A	.48	.48	.48	.48
B	.58	.58	.58	.58
C	.19	.19	.19	.19
C ₁	.1	.1	.1	.1
C ₂	.13	.32	.32	.32
D	.75	.81	.81	.81
D ₁	.71	.71	.71	.71
D ₂	.75	.75	.75	.75
E	.123	.129	.129	.129
E ₁	.106	.112	.112	.112
F	.84/87	.84	.87	.87
G	.12	.12	.12	.12
H	.1	.1	.1	.1
H ₁	.18	.34	.34	.34
I	.120	.135	.135	.135
J	.32	.32	.32	.32
K	.46	.46	.46	.46
K ₁	.50	.50	.50	.50
K ₂	.60	.60	.60	.60
K ₃	.4	.4	.4	.4
L	.1.75	.1.75	.1.75	.1.75
M	.6	.17	.17	.17
M ₁	.20	.20	.20	.20
N	.65	.65	.65	.65
O	.6	.6	.6	.6
P	35°	35°	35°	35°
P ₁	23°	23°	23°	23°
R	.75	.75	.75	.75
S	.133	.133	.133	.133
T	.105	.105	.105	.105
U	.89	.89	.89	.89
V	.108	.108	.108	.108
V ₁	.2	.2	.2	.2
V ₂	.81	.81	.81	.81
W	.95/102	.95	.102	.102
X	.46	.55	.55	.55
Y	99°	99°	99°	99°
Y ₁	.5°	.5°	.5°	.5°
Z	13°	13°	13°	13°
Z ₁	.107°	.107°	.107°	.107°

